



RESOURCES Ltd.

ABN 11 009 341 539

G1 49 Melville Parade  
South Perth WA 6151  
Australia

PO Box 307  
West Perth WA 6872  
Australia

T 61 8 9474 2113  
F 61 8 9367 9386  
E [tribune@tribune.com.au](mailto:tribune@tribune.com.au)  
W [tribune.com.au](http://tribune.com.au)

July 29, 2013

The Listing Manager  
Australian Securities Exchange  
Level 4  
20 Bridge Street  
SYDNEY NSW 2000

## Quarterly Report for June 2013

### Highlights

- During the quarter, 108,329 tonnes of EKJV ore were processed at the Kanowna Plant.
- 19,133.040 oz of gold and 2,787.734 oz of silver were credited to Tribune and Rand Bullion Accounts.  
(Tribune's share is 75%)
- At the end of the quarter

approximately 13,200 tonnes of Raleigh ore at an estimated grade of 14.6 g/t remain as a Bed Blend Stockpile on the ROM pad at the Raleigh Mine  
(Tribune's entitlement is 37.5%)

approximately 8,800 tonnes of Rubicon ore at an estimated grade of 7.2 g/t remain as a Bed Blend Stockpile on the ROM pad at the Rubicon Mine  
(Tribune's entitlement is 36.75%)

approximately 10,100 tonnes of Rubicon ore at an estimated grade of 10.6 g/t remain as a Bed Blend Stockpile on the ROM pad at the Kanowna Belle Plant.  
(Tribune's entitlement is 36.75%)

## GEOLOGY AND MINING

### EAST KUNDANA JOINT VENTURE

#### Raleigh Underground Mine Production

Stope production from the 5847, 5830, 5812, 5795, 5778, 5761, 5744, 5722, 5705, 5688, 5671, 5654 and 5631 levels continued during the quarter.

Contained gold in stope development and stope ore mined during the quarter, estimated by grade control face chip sampling, is tabulated below:

<b>RALEIGH UNDERGROUND GRADE CONTROL ESTIMATES</b>			
<b>Month</b>	<b>Tonnes</b>	<b>Grade</b>	<b>Ounces</b>
	<b>t</b>	<b>g/t</b>	<b>troy oz</b>
April	12,614	15.35	6,226
May	14,892	12.24	5,860
June	13,048	14.65	6,146
<b>June 13 Q</b>	<b>40,554</b>	<b>14.0</b>	<b>18,232</b>
March 13 Q	35,462	16.9	19,313

#### Tribune's Entitlements (37.5%)

<b>June 13 Q</b>	<b>15,208</b>	<b>14.0</b>	<b>6,837</b>
March 13 Q	13,298	16.9	7,242

Approximately 13,200 tonnes remain as a Bed Blend Stockpile on the ROM pad at the Raleigh Mine and will be hauled in early July.

#### Raleigh Underground Mine Development


At the end of the quarter, the bottom of the Raleigh Decline is at 5618 m RL, 727 m from the surface.

Development has finished.

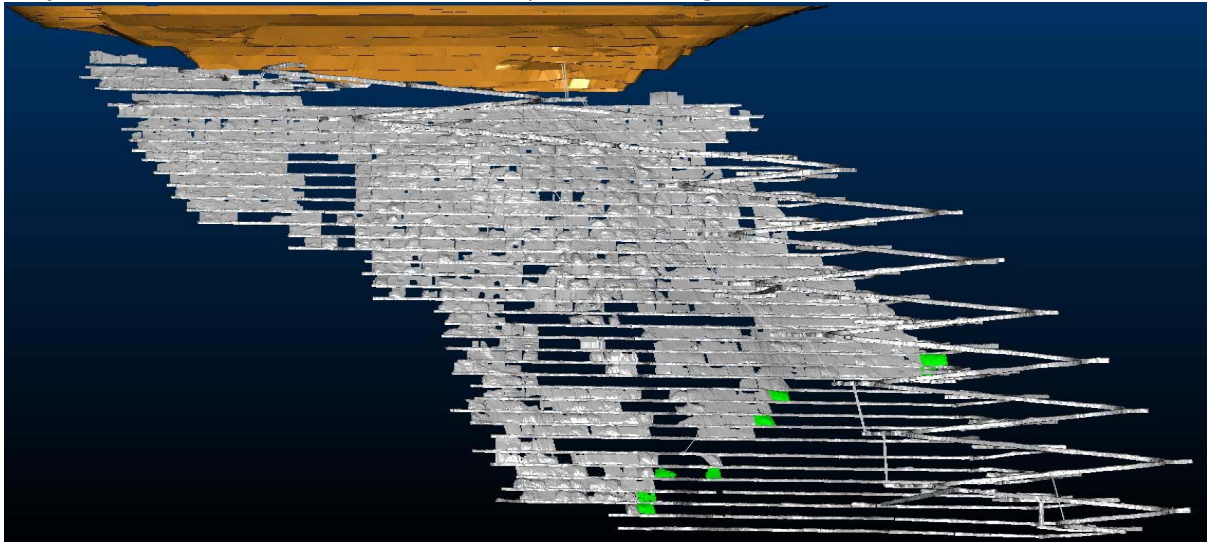
<b>RALEIGH UNDERGROUND DEVELOPMENT</b>					
<b>Month</b>	<b>Capital</b>		<b>Operating</b>		
	<b>Decline (m)</b>	<b>Secondary (m)</b>	<b>Waste (m)</b>	<b>Ore (m)</b>	<b>Paste Fill (m)</b>
April	0.0	0.0	0.0	0.0	40.0
May	0.0	0.0	0.0	0.0	25.0
June	0.0	0.0	0.0	0.0	25.0
<b>June 13 Q</b>	<b>0.0</b>	<b>0.0</b>	<b>0.0</b>	<b>0.0</b>	<b>90.0</b>
March 13 Q	0.0	0.0	0.0	0.0	75.0

The diagrams below show the status of the mine at the end of each month of the quarter.


**April 13** Green indicates new development at Raleigh



**May 13** Green indicates new development at Raleigh



**June 13** Green indicates new development at Raleigh



Mine operating costs incurred during the June 2013 Quarter were \$173 per tonne mined or \$384 per ounce mined compared with the March 2013 Quarter costs of \$243 and \$446 respectively.

### Rubicon Underground Mine Production

During the quarter, development of the Rubicon ore body has recommenced on the 6075 level. Development of the Hornet ore body progressed on the 6245, 6225, 6065, 6045, 6025, 6005 and 5985 levels. Stope production from the Rubicon 6155, 6135, 6115 and 6095 levels and Hornet 6185, 6165, 6145, 6125, 6105 and 6085 levels continued during the quarter.

Contained gold in stope development and stope ore mined during the quarter, estimated by grade control face chip sampling, is tabulated below:

<b>RUBICON UNDERGROUND GRADE CONTROL ESTIMATES</b>			
<b>Month</b>	<b>Tonnes</b>	<b>Grade</b>	<b>Ounces</b>
	<b>t</b>	<b>g/t</b>	<b>troy oz</b>
April	26,769	9.67	8,319
May	25,547	11.61	9,537
June	18,460	9.09	5,392
<b>June 13 Q</b>	<b>70,776</b>	<b>10.2</b>	<b>23,247</b>
March 13 Q	63,783	10.7	21,974

### Tribune's Entitlements (36.75%)

<b>June 13 Q</b>	<b>26,010</b>	<b>10.2</b>	<b>8,543</b>
March 13 Q	<b>23,440</b>	<b>10.7</b>	<b>8,075</b>

Approximately 8,800 tonnes remain as a Bed Blend Stockpile on the ROM pad at the Rubicon Mine and will be hauled in early July.

### Rubicon Underground Mine Development

At the end of the quarter, the bottom of the Rubicon Decline is at 6067 m RL, 276 m from the surface, the bottom of the Hornet Decline is at 5955 m RL, 388 m from the surface and the top of the Hornet Incline is at 6244 m RL, 99 m from the surface.


<b>RUBICON UNDERGROUND DEVELOPMENT</b>					
<b>Month</b>	<b>Capital</b>		<b>Operating</b>		
	<b>Decline (m)</b>	<b>Secondary (m)</b>	<b>Waste (m)</b>	<b>Ore (m)</b>	<b>Paste Fill (m)</b>
April	45.2	71.4	0.0	227.2	10.0
May	60.6	94.6	6.9	202.3	30.0
June	66.1	43.6	6.3	191.3	25.0
<b>June 13 Q</b>	<b>171.9</b>	<b>209.6</b>	<b>13.2</b>	<b>620.8</b>	<b>65.0</b>
March 13 Q	275.8	221.6	43.4	729.9	55.0

The diagrams below show the status of the mine at the end of each month of the quarter.

**April 13** Green indicates new development at Rubicon and Hornet



**May 13** Green indicates new development at Rubicon and Hornet



**June 13** Green indicates new development at Rubicon and Hornet



Mine operating costs incurred during the June 2013 Quarter were \$140 per tonne mined or \$426 per ounce mined compared with the March 2013 Quarter costs of \$150 and \$435 respectively.

## Toll Processing

During the quarter, no EKJV ore was hauled to or processed at the Greenfields Plant. No EKJV ore remains on the ROM pad at the Greenfields Plant. The difference of the Gold in Circuit at the start and end of Campaign 25 has been agreed and credited to Rand and Tribune Bullion Accounts.

<b>Bullion accredited to RAND and TRIBUNE from Greenfields</b>			
<b>Quarter</b>	<b>Gold (oz)</b>	<b>Silver (oz)</b>	<b>Tribune's share gold</b>
<b>June 13</b>	<b>1,897.136</b>	<b>0.000</b>	<b>1,422.852</b>
March 13	3,682.258	628.492	2,761.694

During the quarter, 40,200 tonnes (wet) of Raleigh ore and 75,700 tonnes (wet) of Rubicon ore were hauled to the Kanowna Belle Plant. During the quarter, 108,329 tonnes of EKJV ore were processed.

<b>Bullion accredited to RAND and TRIBUNE from Kanowna Belle</b>			
<b>Quarter</b>	<b>Gold (oz)</b>	<b>Silver (oz)</b>	<b>Tribune's share gold</b>
<b>June 13</b>	<b>17,235.904</b>	<b>2,787.734</b>	<b>12,926.928</b>
March 13	17,686.104	3,431.461	13,264.578

## EKJV Exploration

The Quarterly Report of the EKJV exploration activities is expected shortly and will be released to the ASX when received.

## OTHER EXPLORATION

### Seven Mile Hill Joint Venture (Tribune's Interest 50%)

Discussions to farm out the Seven Mile Hill tenements are continuing.

### WKJV (Tribune's Interest 24.5%)

There has been minimal activity as the bulk of the Exploration Budget is committed to approved and proposed EKJV exploration programmes.

### Tribune Resources (Ghana) Limited (Tribune's Interest 100%)

Drilling is continuing to test the nine remaining geochemical targets of the ten previously identified.

New results will be announced when assays become available.

## Appendix 5B

### Mining exploration entity quarterly report

Introduced 1/7/96. Origin: Appendix 8. Amended 1/7/97, 1/7/98, 30/9/2001, 01/06/10.

Name of entity

Tribune Resources Ltd

ABN

11 009 341 539

Quarter ended ("current quarter")

30 June 2013

#### Consolidated statement of cash flows

Cash flows related to operating activities		Current quarter \$A'000	Year to date (12 months) \$A'000
1.1	Receipts from product sales and related debtors	20,622	105,856
1.2	Payments for (a) exploration & evaluation	(1,165)	(4,976)
	(b) development	(1,799)	(11,678)
	(c) production	(7,608)	(37,018)
	(d) administration	(6,083)	(19,358)
1.3	Dividends received	-	-
1.4	Interest and other items of a similar nature received	42	264
1.5	Interest and other costs of finance paid	(196)	(1,144)
1.6	Income taxes paid	(3,353)	(13,052)
1.7	Other (provide details if material)	-	-
	<b>Net Operating Cash Flows</b>	<b>460</b>	<b>18,894</b>
<b>Cash flows related to investing activities</b>			
1.8	Payment for purchases of: (a) prospects	-	-
	(b) equity investments	-	-
	(c) other fixed assets	(1,219)	(4,217)
1.9	Proceeds from sale of: (a) prospects	-	-
	(b) equity investments	-	-
	(c) other fixed assets	35	35
1.10	Loans to other entities	-	(100)
1.11	Loans repaid by other entities	-	676
1.12	Other (provide details if material)	-	-
	<b>Net investing cash flows</b>	<b>(1,184)</b>	<b>(3,606)</b>
1.13	Total operating and investing cash flows (carried forward)	<b>(724)</b>	<b>15,288</b>

+ See chapter 19 for defined terms.

**Appendix 5B**  
**Mining exploration entity quarterly report**

1.13	Total operating and investing cash flows (brought forward)	(724)	15,288
	<b>Cash flows related to financing activities</b>		
1.14	Proceeds from issues of shares, options, etc.	-	-
1.15	Proceeds from sale of forfeited shares	-	-
1.16	Proceeds from borrowings	-	-
1.17	Repayment of borrowings	(3,500)	(13,000)
1.18	Dividends paid	-	-
1.19	Other- Share buy back	(1,065)	(298)
	<b>Net financing cash flows</b>	(4,565)	(13,298)
	<b>Net increase (decrease) in cash held</b>	(5,289)	1,990
1.20	Cash at beginning of quarter/year to date	13,873	6,601
1.21	Exchange rate adjustments to item 1.20	213	206
1.22	<b>Cash at end of quarter</b>	<b>8,797</b>	<b>8,797</b>

**Payments to directors of the entity and associates of the directors**

**Payments to related entities of the entity and associates of the related entities**

		Current quarter \$A'000
1.23	Aggregate amount of payments to the parties included in item 1.2	(95)
1.24	Aggregate amount of loans to the parties included in item 1.10	(100)

1.25 Explanation necessary for an understanding of the transactions

Directors fees and superannuation (included in administration 1.2 (d)) (70)  
 Royalty payments (included in 1.2 (c)) (25)

Expenditure incurred re settlement of share buy-back transactions (included in 1.19) (1,065)

Loan to AXG Mining Ltd (included in 1.10) (100)

Due to the implementation of appropriate Accounting Standards, Tribune Resources Ltd and Rand Mining Ltd assets and liabilities are consolidated from 1 July 2010 onwards

**Non-cash financing and investing activities**

2.1 Details of financing and investing transactions which have had a material effect on consolidated assets and liabilities but did not involve cash flows

Not applicable.

2.2 Details of outlays made by other entities to establish or increase their share in projects in which the reporting entity has an interest

+ See chapter 19 for defined terms.



Not applicable

### Financing facilities available

Add notes as necessary for an understanding of the position.

	Amount available \$A'000	Amount used \$A'000
3.1 Loan facilities <i>(Note: Original facility was \$20 million. Outstanding balance owed on facility is \$7 million. There is no ability to redraw on the facility)</i>	-	20,000
3.2 Credit standby arrangements	-	-

### Estimated cash outflows for next quarter

	\$A'000
4.1 Exploration and evaluation	1,000
4.2 Development	2,000
4.3 Production	7,500
4.4 Administration	3,000
<b>Total</b>	<b>13,500</b>

### Reconciliation of cash

Reconciliation of cash at the end of the quarter (as shown in the consolidated statement of cash flows) to the related items in the accounts is as follows.

	Current quarter \$A'000	Previous quarter \$A'000
5.1 Cash on hand and at bank	8,141	13,217
5.2 Deposits at call	656	656
5.3 Bank overdraft		
5.4 Other (provide details)		
<b>Total: cash at end of quarter (item 1.22)</b>	<b>8,797</b>	<b>13,873</b>

+ See chapter 19 for defined terms.

### Changes in interests in mining tenements

	Tenement reference	Nature of interest (note (2))	Interest at beginning of quarter	Interest at end of quarter
6.1	Interests in mining tenements relinquished, reduced or lapsed			
6.2	Interests in mining tenements acquired or increased			

### Issued and quoted securities at end of current quarter

Description includes rate of interest and any redemption or conversion rights together with prices and dates.


	Total number	Number quoted	Issue price per security (see note 3) (cents)	Amount paid up per security (see note 3) (cents)
7.1	<b>Preference securities</b> (description)			
7.2	Changes during quarter (a) Increases through issues (b) Decreases through returns of capital, buy-backs, redemptions			
7.3	<b>*Ordinary securities</b>	50,209,226	50,209,226	
7.4	Changes during quarter (a) Increases through issues (b) Decreases through returns of capital, buy-backs	(880,472)	(880,472)	
7.5	<b>*Convertible debt securities</b> (description)			

+ See chapter 19 for defined terms.

7.6	Changes during quarter (a) Increases through issues (b) Decreases through securities matured, converted				
7.7	<b>Options</b> <i>(description and conversion factor)</i>				
7.8	Issued during quarter				
7.9	Exercised during quarter				
7.10	Expired during quarter				
7.11	<b>Debentures</b> <i>(totals only)</i>				
7.12	<b>Unsecured notes</b> <i>(totals only)</i>				

## Compliance statement

- 1 This statement has been prepared under accounting policies which comply with accounting standards as defined in the Corporations Act or other standards acceptable to ASX (see note 4).
- 2 This statement does give a true and fair view of the matters disclosed.

Sign here:  ..... Date: 29 July 2013  
(Director/Company secretary)

Print name: Anthony Billis

## Notes

- 1 The quarterly report provides a basis for informing the market how the entity's activities have been financed for the past quarter and the effect on its cash position. An entity wanting to disclose additional information is encouraged to do so, in a note or notes attached to this report.
- 2 The "Nature of interest" (items 6.1 and 6.2) includes options in respect of interests in mining tenements acquired, exercised or lapsed during the reporting period. If the

---

+ See chapter 19 for defined terms.

## Appendix 5B Mining exploration entity quarterly report

---

entity is involved in a joint venture agreement and there are conditions precedent which will change its percentage interest in a mining tenement, it should disclose the change of percentage interest and conditions precedent in the list required for items 6.1 and 6.2.

- 3 **Issued and quoted securities** The issue price and amount paid up is not required in items 7.1 and 7.3 for fully paid securities.
- 4 The definitions in, and provisions of, *AASB 1022: Accounting for Extractive Industries* and *AASB 1026: Statement of Cash Flows* apply to this report.
- 5 **Accounting Standards** ASX will accept, for example, the use of International Accounting Standards for foreign entities. If the standards used do not address a topic, the Australian standard on that topic (if any) must be complied with.

== == == == ==