



ABN 11 009 341 539

Suite G1/2 49 Melville Parade
South Perth WA 6151
Australia

PO Box 307
West Perth WA 6872
Australia

T 61 8 9474 2113
F 61 8 9367 9386
E tribune@tribune.com.au
W tribune.com.au

July 17, 2009

The Listing Manager
Australian Stock Exchange
Level 10
20 Bond Street
SYDNEY NSW 2000

Quarterly Report for June 2009

Highlights

- During the quarter, 13,024 tonnes of Raleigh ore were processed and 2,813 oz of gold and 610 oz of silver were credited to Rand and Tribune Bullion Accounts. (Tribune's share is 75%)

- At the end of the quarter

approximately 31,700 tonnes of Raleigh ore at an estimated grade of 14.4 g/t remain as a Bed Blend Stockpile on the ROM pad at the Raleigh Mine (Tribune's entitlement is 37.5%)

approximately 44,000 tonnes of Raleigh ore at an estimated grade of 13.6 g/t remains on the ROM pad at the Greenfields Plant (Tribune's share is 75%)

approximately 2,700 oz of gold were in transit between the Greenfields Plant and AGR (Tribune's share is 75%)



GEOLOGY AND MINING

EAST KUNDANA JOINT VENTURE

Raleigh Underground Mine Production

Stope production from the 6136, 6119, 6102, 6085, 6067, 6051, 6034, 6016, 6000, 5983, 5966, 5949, 5932 and 5915 levels continued during the quarter.

Contained gold in stope development and stope ore mined during the quarter, estimated by grade control face chip sampling, is tabulated below:

RALEIGH UNDERGROUND GRADE CONTROL ESTIMATES			
Month	Tonnes	Grade	Ounces
	t	g/t	troy oz
April	29,706	14.4	13,728
May	29,661	14.0	13,314
June	31,758	14.5	14,766
June 09 Q	91,126	14.3	41,808
March 09 Q	76,544	12.4	30,605

Tribune's Entitlements (37.5%)

June 09 Q	34,172	14.3	15,678
March 09 Q	28,704	12.4	11,477

The ore mined in June, approximately 31,700 tonnes, remains as a Bed Blend Stockpile on the ROM pad at the Raleigh Mine and will be hauled in early July.

Raleigh Underground Mine Development

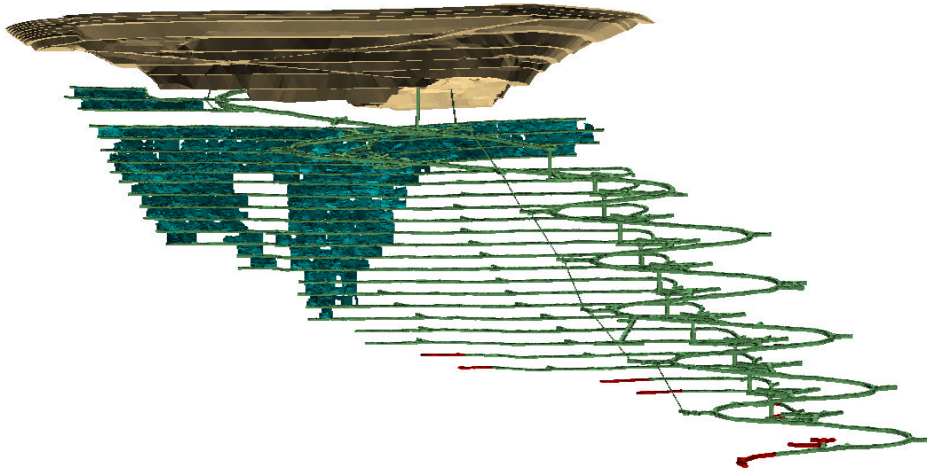
The Raleigh Underground Decline was extended to the 5733 m RL, 612 m from the surface.

Development progressed on the 5898, 5881, 5864, 5847, 5830, 5812, 5795, 5778 and 5761 levels.

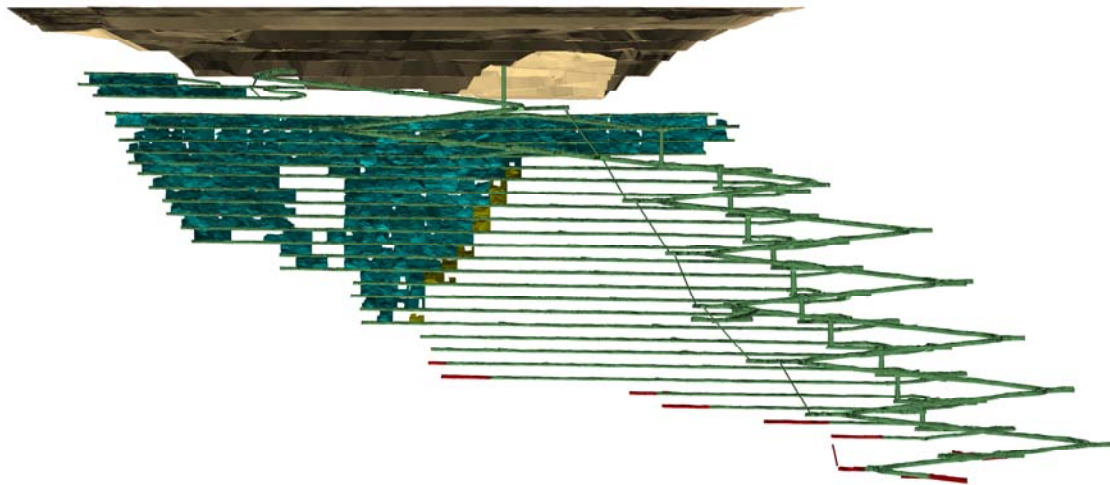
RALEIGH UNDERGROUND DEVELOPMENT					
Month	Capital		Operating		
	Decline (m)	Secondary (m)	Waste (m)	Ore (m)	Paste Fill (m)
April	49.3	95.8	64.6	319.3	40.0
May	40.7	84.7	149.6	238.3	44.0
June	50.5	86.6	154.7	218.7	56.0
June 09 Q	140.5	267.1	368.9	776.3	140.0
March 09 Q	230.0	140.6	355.5	670.0	109.0

The diagrams below show the status of the mine at the end of each month of the quarter.

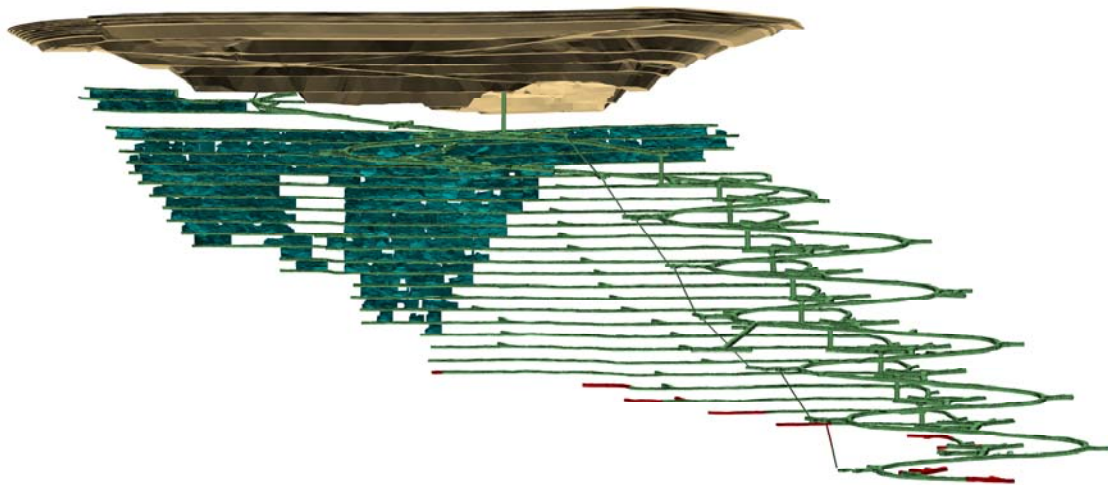
April 09 Red indicates new development



May 09 Red indicates new development



June 09 Red indicates new development



Mine operating costs incurred during the June 2009 Quarter were \$137 per tonne mined or \$299 per ounce mined compared with the March 2009 Quarter cost of \$160 and \$400 respectively.

Toll Processing

During the quarter, 45,300 tonnes (wet) of Raleigh ore were hauled to the Greenfields Plant. The eleventh toll treatment campaign at the Greenfields Plant started on June 22, 2009 and is expected to finish on August 1, 2009. During the quarter, 13,024 tonnes of Raleigh ore were processed. At the end of the quarter, approximately 44,000 tonnes of Raleigh ore remains on the ROM pad at the Greenfields Plant.

The twelfth toll treatment campaign at the Greenfields Plant is expected to start on October 15, 2009.

Bullion accredited to RAND and TRIBUNE			
Quarter	Gold (oz)	Silver (oz)	Tribune's share gold
June 09	2,813.132	610.573	2,109.850
March 09	17,393.549	2,389.452	13,045.164

Resource Development

The development of the Rubicon Project is progressing through the steps of the procedures for a New Development required by the EKJV agreements and subject to the conditions in the Indicative Term Sheet.

EKJV Exploration

There has been minimal activity as the bulk of the Exploration Budget was committed to the Raleigh drilling program completed earlier in the 08/09 Financial Year. A plan of a drilling program to define Raleigh at depth has recently been completed.

OTHER EXPLORATION

Seven Mile Hill Joint Venture (Tribune's Interest 50%)

The potential for further exploration targets for drill testing within the Seven Mile Hill tenements are limited and discussions to farm out the tenements are continuing.

WKJV (Tribune's Interest 24.5%)

There has been minimal activity as the bulk of the Exploration Budget was committed to the Raleigh drilling program completed earlier in the 08/09 Financial Year.

Tribune Resources (Ghana) Limited (Tribune's Interest 100%)

Planning is continuing for a follow up RC drilling programme designed to infill and extend the mineralisation discovered to date. The company will assess the projects once the next round of drilling results are received.

Appendix 5B

Mining exploration entity quarterly report

Introduced 1/7/96. Origin: Appendix 8. Amended 1/7/97, 1/7/98, 30/9/2001.

Name of entity

Tribune Resources NL

ABN

11 009 341 539

Quarter ended ("current quarter")

30 June 09

Consolidated statement of cash flows

	Current quarter \$A'000	Year to date (12 months) \$A'000
Cash flows related to operating activities		
1.1 Receipts from product sales and related debtors	8,852	34,307
1.2 Payments for		
(a) exploration and evaluation	(17)	(580)
(b) development	(1,583)	(7,203)
(c) production	(4,867)	(20,605)
(d) administration	(878)	(1,414)
1.3 Dividends received	-	-
1.4 Interest and other items of a similar nature received	45	413
1.5 Interest and other costs of finance paid	-	-
1.6 Income taxes refunded/(paid)	(1,062)	(4,209)
1.7 Other (provide details if material)	-	-
Net Operating Cash Flows	490	709
Cash flows related to investing activities		
1.8 Payment for purchases of:		
(a) prospects	-	-
(b) equity investments	-	(50)
(c) other fixed assets	(83)	(1,688)
1.9 Proceeds from sale of:		
(a) prospects	-	-
(b) equity investments	-	-
(c) other fixed assets	-	-
1.10 Loans to other entities	(11)	(867)
1.11 Loans repaid by other entities	10	460
1.12 Other (provide details if material)		
Net investing cash flows	(84)	(2,145)
1.13 Total operating and investing cash flows (carried forward)	406	(1,436)

+ See chapter 19 for defined terms.

Appendix 5B
Mining exploration entity quarterly report

1.13	Total operating and investing cash flows (brought forward)	406	(1,436)
Cash flows related to financing activities			
1.14	Proceeds from issues of shares, options, etc.	-	-
1.15	Proceeds from sale of forfeited shares	-	-
1.16	Proceeds from borrowings	-	-
1.17	Repayment of borrowings	-	-
1.18	Dividends paid	-	-
1.19	Other (provide details if material)	-	-
	Net financing cash flows	-	-
	Net increase (decrease) in cash held	406	(1,436)
1.20	Cash at beginning of quarter/year to date	6,512	8,361
1.21	Foreign exchange rate adjustments	(45)	(52)
1.22	Cash at end of quarter	6,873	6,873

Payments to directors of the entity and associates of the directors

Payments to related entities of the entity and associates of the related entities

		Current quarter \$A'000
1.23	Aggregate amount of payments to the parties included in item 1.2	(83)
1.24	Aggregate amount of loans to the parties included in item 1.10	-

1.25 Explanation necessary for an understanding of the transactions

Directors fees and superannuation (included in administration 1.2 (d)) (53)
 Royalty payments (included in 1.2 (c)) (30)

The aggregate amount of loans (item 1.10) made to specified parties are as follows:

Non-cash financing and investing activities

2.1 Details of financing and investing transactions which have had a material effect on consolidated assets and liabilities but did not involve cash flows

Tribune Resources NL provided Rand Mining NL with a loan of 4,000 ounces of gold during the March 06 quarter. 150 ounces are still available for draw down by Rand Mining NL.

2.2 Details of outlays made by other entities to establish or increase their share in projects in which the reporting entity has an interest

Not applicable

Financing facilities available

Add notes as necessary for an understanding of the position.

+ See chapter 19 for defined terms.

Appendix 5B
Mining exploration entity quarterly report

	Amount available \$A'000	Amount used \$A'000
3.1 Loan facilities		
3.2 Credit standby arrangements		
	\$A'000	
Loan principle outstanding	Nil	

Estimated cash outflows for next quarter

	\$A'000
4.1 Exploration and evaluation	900
4.2 Development	1,800
Total	2,700

Reconciliation of cash

Reconciliation of cash at the end of the quarter (as shown in the consolidated statement of cash flows) to the related items in the accounts is as follows.	Current quarter \$A'000	Previous quarter \$A'000
5.1 Cash on hand and at bank	829	6,044
5.2 Deposits at call	468	468
5.3 Bank overdraft		
5.4 Other		
Total: cash at end of quarter (item 1.22)	6,873	6,512

Changes in interests in mining tenements

Tenement reference	Nature of interest (note (2))	Interest at beginning of quarter	Interest at end of quarter
6.1	Interests in mining tenements relinquished, reduced or lapsed		
6.2	Interests in mining tenements acquired or increased		

+ See chapter 19 for defined terms.

Appendix 5B
Mining exploration entity quarterly report

Issued and quoted securities at end of current quarter

Description includes rate of interest and any redemption or conversion rights together with prices and dates.

	Total number	Number quoted	Issue price per security (see note 3) (cents)	Amount paid up per security (see note 3) (cents)
7.1 Preference +securities <i>(description)</i>				
7.2 Changes during quarter (a) Increases through issues (b) Decreases through returns of capital, buy-backs, redemptions				
7.3 +Ordinary securities	50,312,005	50,312,005		
7.4 Changes during quarter (a) Increases through issues (b) Decreases through returns of capital, buy-backs				
7.5 +Convertible debt securities <i>(description)</i>				
7.6 Changes during quarter (a) Increases through issues (b) Decreases through securities matured, converted				
7.7 Options <i>(description and conversion factor)</i>			<i>Exercise price</i>	<i>Expiry date</i>
	450,000		\$1.00	1 October 2010
	4,000,000		\$1.00	26 October 2012
7.8 Issued during quarter				
7.9 Exercised during quarter				
7.10 Expired during quarter				
7.11 Debentures <i>(totals only)</i>				
7.12 Unsecured notes <i>(totals only)</i>				

+ See chapter 19 for defined terms.

Compliance statement

- 1 This statement has been prepared under accounting policies which comply with accounting standards as defined in the Corporations Act or other standards acceptable to ASX (see note 4).
- 2 This statement does give a true and fair view of the matters disclosed.

Sign here:



..... Date: 17 July 2009

(Director)

Print name: Anthony Billis

Notes

- 1 The quarterly report provides a basis for informing the market how the entity's activities have been financed for the past quarter and the effect on its cash position. An entity wanting to disclose additional information is encouraged to do so, in a note or notes attached to this report.
- 2 The "Nature of interest" (items 6.1 and 6.2) includes options in respect of interests in mining tenements acquired, exercised or lapsed during the reporting period. If the entity is involved in a joint venture agreement and there are conditions precedent which will change its percentage interest in a mining tenement, it should disclose the change of percentage interest and conditions precedent in the list required for items 6.1 and 6.2.
- 3 **Issued and quoted securities** The issue price and amount paid up is not required in items 7.1 and 7.3 for fully paid securities.
- 4 The definitions in, and provisions of, *AASB 1022: Accounting for Extractive Industries* and *AASB 1026: Statement of Cash Flows* apply to this report.
- 5 **Accounting Standards** ASX will accept, for example, the use of International Accounting Standards for foreign entities. If the standards used do not address a topic, the Australian standard on that topic (if any) must be complied with.

== == == == ==